



HELFIN PRIVATE WEALTH (PTY) LTD

Discretionary Portfolio Manager - Axiom Global Capital (Pty) Ltd

Helfin Moderately Aggressive Discretionary Portfolio

Investment Objective

This is a moderately aggressive managed fund of funds which broadly adheres to the strategic asset allocation (houseview) of Helfi Private Wealth (Pty) Ltd. The portfolio aims to provide investors with a net-of-fee return of 6% per annum above the annual change in South African Consumer Price Index. A maximum of 80% of the portfolio will be invested in equities (both local and offshore). This will be an actively traded portfolio with CGT implications.

Portfolio Factsheet

Date as of September 2021 | Currency: ZAR

COMPANY INFORMATION

Helfin Private Wealth (Pty) Ltd

Physical Address: 106 Nicolson Street, Brooklyn 0181

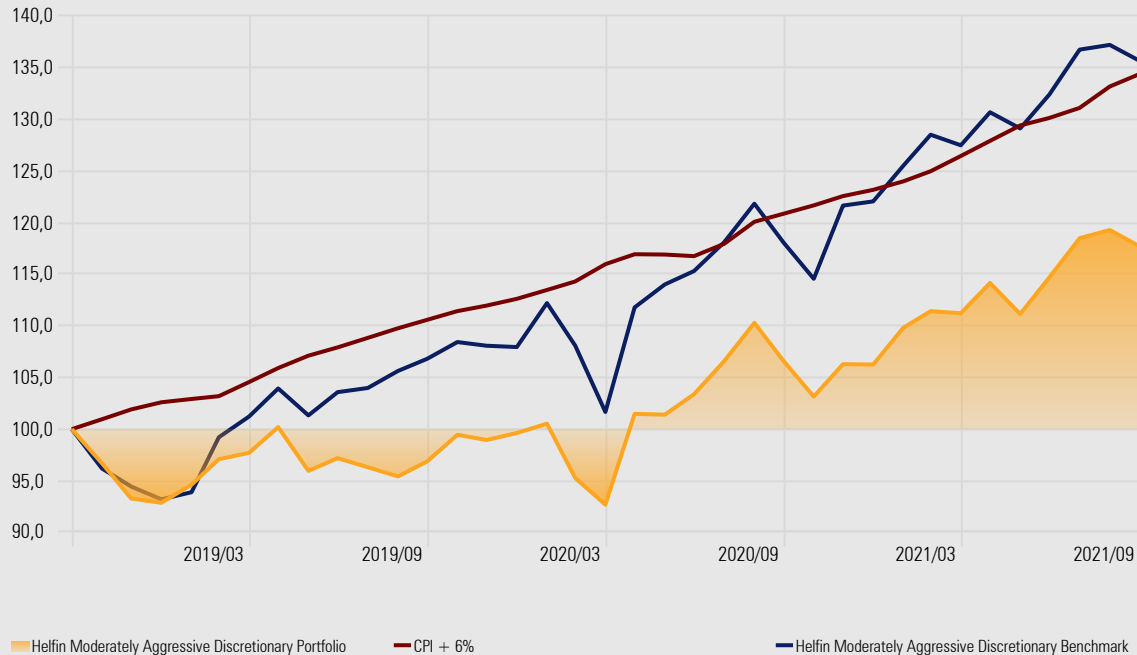
Website: www.helfin.co.za

Tel no: 012 346 3001

Email: admin@helfin.co.za

Investment Growth - 3 Year Cumulative

Time Period: 2018/10/01 to 2021/09/30



Investment Profile/Information

Investment Committee	Mike Papageorge, Michael Papageorge, Etienne Erasmus, Charmaine Pretorius, Zian Stadler
Portfolio launch date	2015
Target Return	CPI + 6
ASISA fund classification	South African Equity General
Risk profile	Moderately Aggressive
Platform availability	Ninety one and Sanlam Glacier

Risk - Helfin Moderately Aggressive Discretionary Port

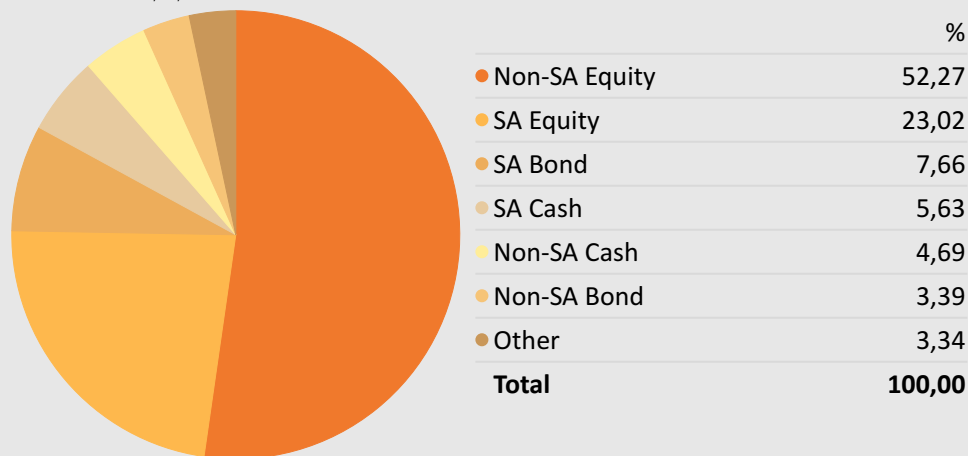
Time Period: 2021/01/01 to 2021/09/30

Return	10,81
Std Dev	7,58
Max Drawdown	-2,63
Alpha	5,66
Beta	0,58

STRUCTURE

Asset Allocation (SA) - Helfin Moderately Aggressive Discretionary Portfolio

Portfolio Date: 2021/09/30



Monthly Returns - Helfin Moderately Aggressive Discretionary Portfolio

	Jan	Feb	Mar	Apr	May	Jun	Jul	Aug	Sep	Oct	Nov	Dec	Year
2021	3,36	1,45	-0,18	2,64	-2,63	3,19	3,30	0,67	-1,30				9,47
2020	0,91	-5,23	-2,72	9,50	-0,08	1,95	3,10	3,48	-3,35	-3,23	3,04	-0,04	6,66
2019	1,90	2,60	0,63	2,55	-4,23	1,28	-0,90	-0,93	1,52	2,67	-0,51	0,68	7,28
2018	—	—	—	4,91	-1,96	1,98	-1,07	5,47	-3,73	-3,31	-3,53	-0,45	—

Helfin Moderately Aggressive Discretionary Portfolio - TER

Annual Report Net Expense Ratio 1,02

Total Expense Ratio (TER) | The TER is a measure of the total cost per annum of the Financial Product to the investor. A higher TER does not necessarily imply a poor return, nor does a low TER imply a good return. The current TER may not necessarily be an accurate indication of future TER's. **Please note that this does not include the platform fee.**

Helfin Moderately Aggressive Discretionary Portfolio

Top Holdings - Helfin Moderately Aggressive Discretionary Portfolio

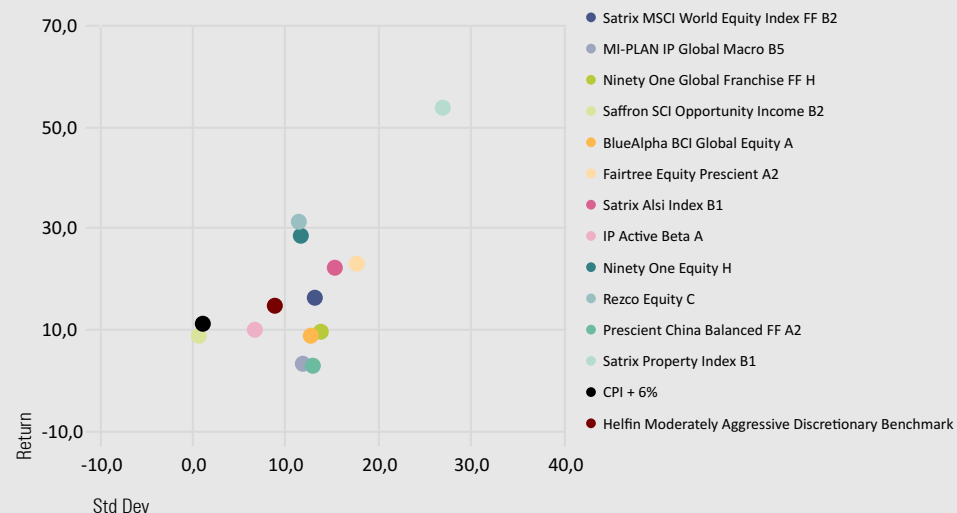
Portfolio Date: 2021/09/30

Fund Name	Portfolio Weighting %
Satrix MSCI World Equity Index FF B2	15,33
MI-PLAN IP Global Macro B5	15,19
Ninety One Global Franchise FF H	15,16
Saffron SCI Opportunity Income B2	12,00
BlueAlpha BCI Global Equity A	9,97
Fairtree Equity Prescient A2	7,52
Satrix Alsi Index B1	6,72
IP Active Beta A	5,91
Ninety One Equity H	4,05
Rezco Equity C	3,09
Prescient China Balanced FF A2	3,03
Satrix Property Index B1	2,03

Risk-Reward

Time Period: 2020/10/01 to 2021/09/30

Portfolio Date: 2021/09/30 Calculation Benchmark: Helfin Moderately Aggressive Discretionary Benchmark



Mandate and Terms

Helfin Moderately Aggressive Discretionary Portfolio

The Helfin Moderately Aggressive Discretionary Portfolio aims to provide returns in excess of inflation plus 6%, comprising of both capital and income over the medium to long term. Helfin Moderately Aggressive Discretionary Portfolio invests in a blend of assets, such as equities, bonds, cash, and property, allowing investors to take advantage of the benefits of diversification. We aim to keep the funds within specified risk ranges, and at the same time maximize the growth potential. We look for funds that are reasonably priced, with expectations of positive, sustainable earnings growth. The fund selection considers macroeconomic conditions and whether there will be broader acceptance of the investment opportunity from investors. This portfolio is suitable for investors looking to access a diversified mix of asset classes to achieve moderate returns with reduced levels of volatility.

Specific Portfolio Risks:

Currency exchange risk - Changes in the relative values of different currencies may adversely affect the value of the Fund's investments and any related income.

Default risk - There is a risk that the issuers of fixed-income investments (e.g. bonds) may not be able to meet interest payments nor repay the money they have borrowed. The worse the credit quality of the issuer, the greater the risk of default and therefore investment loss.

Equity investment risk - The value of equities and equity-related investments may vary according to company profits and prospects as well as more general market factors. In the event of company default, the owners of their equity rank last in terms of any financial payment from that company.

Interest rate risk - The value of fixed-income investments (e.g. bonds) tends to decrease when interest rates and/or inflation rises.

Liquidity risk - The risk that a given security or asset cannot be traded quickly enough in the market to prevent a loss (or make the required profit). Bonds issued by major governments and companies will be more stable than those issued by emerging markets or smaller corporate issuers. If an issuer experiences financial difficulty, there may be a risk to some, or all, of the capital, invested. Any historical or current yields quoted should not be considered reliable indicators of future performance.

Return on capital - Neither capital preservation nor returns are guaranteed.

Fund of funds - A fund of funds is a portfolio that invests in portfolios of collective investment schemes (unit trusts) that levy their charges, which could result in a higher fee structure for the fund of funds.

Drawdown - The potential magnitude of loss – the largest peak-to-trough decline in returns over the period, also known as the maximum drawdown.

Macroeconomic risk - Refers to the risk that conditions such as exchange rates, growth rate, gross domestic product, inflation, price levels, national income, changes in employment, government regulation, or political stability, will affect an investment usually in a foreign country.

Additional Information

Helfin Moderately Aggressive Discretionary Portfolio

All reasonable steps have been taken to ensure the information on this minimum disclosure document is accurate. The information to follow does not constitute financial advice as contemplated in terms of the Financial Advisory and Intermediary Services Act. Use or rely on this information at your own risk. Independent professional financial advice should always be sought before making an investment decision.

- **Alpha**

The Alpha measures the performance of an investment against a market index or benchmark that is considered to represent the market's movement as a whole. A positive alpha of 1.0 means the fund or stock has outperformed its benchmark by 1% over the period measured. Similarly, an alpha of negative 1.0 indicates underperformance by 1%.

- **Asset allocation funds**

A portfolio manager invests in a spread of assets such as equities, property, bonds and cash depending on market conditions.

- **Beta**

The beta is a measure of the risk arising from exposure to general market movements. A beta of 1.0 indicates that the fund's return will move in unison with the market and a beta of less than 1.0 indicates that the fund will be less volatile than the market.

- **Equities**

An equity or share represents an institution/individual's ownership in a listed company and is the vehicle through which they can "share" in the profits made by that company. As the company grows, and the expectation of improved profits increases, the market price of the share will increase, and this translates into a capital gain for the shareholder. Similarly, negative sentiment about the company will result in the share price falling. Shares/equities are usually considered to have the potential for the highest return of all the investment classes, but with a higher level of risk i.e. share investments have the most volatile returns over the short term. An investment in this type of asset should be viewed with a 7 to 10-year horizon.

- **Standard Deviation**

Standard deviation (also called monthly volatility) measures how much the returns on an investment change from month to month. It is typically used by investors to gauge the amount of expected volatility in an investment.

- **Total Expense Ratio (TER)**

This is the total costs associated with managing and operating an investment (excluding administration, financial planning and servicing fees). These costs consist primarily of advisor fees and additional expenses such as trading fees, legal fees, auditors' fees and other operational expenses.